

Instructions for using your Crescendo personal listening device

Information for patients

This leaflet explains how to use the Crescendo personal listening device that we have posted to you. It also answers common questions about the device. If you would like further information, or have any worries, please do not hesitate to ask your nurse or doctor/audiologist



What is the Crescendo personal listener?

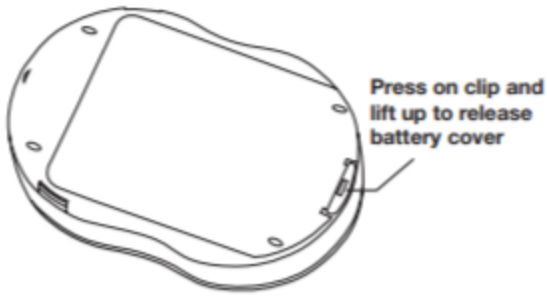
A battery-operated amplifier that can receive sounds from various sources, such as those around you or the television, and amplify those sounds so you can hear them more clearly.

What batteries does it use?

Your personal listener uses two AA alkaline batteries which can provide more than 60 hours of listening time with the headset. AA rechargeable batteries may also be used.

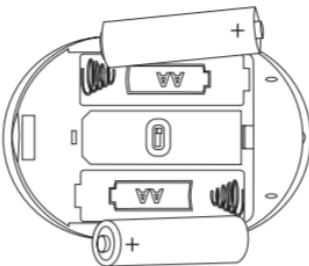
How do I put new batteries in?

The images below show you how to insert new batteries:



1) Press on clip and lift to release battery cover.

Insert the two batteries according to the symbol shown in the battery compartments.

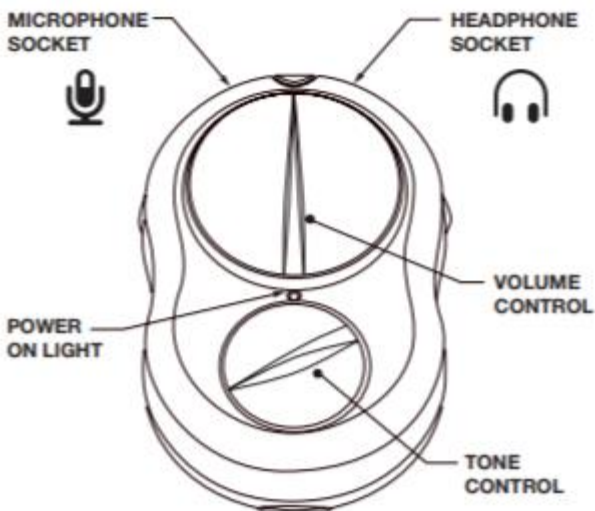


Replace the battery cover.

2) Insert the two batteries in the battery compartments.

How do I use my Crescendo personal listener?

The labelled image below shows you the main parts that you need to know to be able to use and hear with your personal listener:



When you receive the personal listener from us it will be switched off. The volume control is set to the middle position. The microphone and headphones will be in their sockets ready for you to begin using your personal listener.

How do I turn my personal listener on and off?

Turning your device on

Turn the volume control switch slowly to the right (clockwise) until you feel a click. Turn the volume slowly in the clockwise direction until you can hear comfortably.

Caution: your personal listener can be very loud; please be cautious when turning the volume up to suit your hearing.

Turning your device off

When you have finished using your personal listener, turn the volume control dial anticlockwise. You will feel the personal listener click at the middle position, followed by the power on light going out. This will help preserve the life of your device's batteries.

Battery indicator

When the device is on, the green power on light will show that you are using the listener. This is situated just under the volume control switch as shown in the diagram above. If this light turns red when using the device, you will need to replace the batteries.

What if it isn't clear enough for me to hear what people are saying?

If you find that you can hear loud enough but not clearly enough, try adjusting the smaller tone control dial just below the volume control (shown in the diagram above) to see if this improves the clearness of speech for you and adjust this appropriately for yourself.

How do I care for my personal listener?

We recommend that you wipe your headset's earpieces clean with medicated wet wipes at the end of each day. These may be purchased at chemists and most local supermarkets.

The batteries must be removed if you do not intend to wear the personal listener for a long length of time, as the batteries can otherwise corrode inside the device, damaging it. For more information, please see the manufacturer's instructions which are included in your pack. These instructions also include the manufacturer's safety precautions.

Who can I speak to if I have any more questions?

The audiology department can be reached by telephone or email as follows:

Telephone: 020 8375 1117 or 020 8216 4912

Email address: rf-tr.AudiologyAdmin@nhs.net

More information

For more information about the audiology service at the Royal Free London, please visit our website: www.royalfree.nhs.uk/services/audiology

Your feedback

If you have any feedback on this leaflet or for a list of references for it, please email: rf-tr.communications@nhs.net

Alternative formats

This leaflet is also available in large print. If you need this leaflet in another format – for example Braille, a language other than English or audio – please speak to a member of staff.

© Royal Free London NHS Foundation Trust
Service: Audiology
Version number: 3
Leaflet reference: RFL779
Approval date: October 2024
Review date: March 2026
www.royalfree.nhs.uk